


Limited signal?

Follow 5 simple steps to download individual cards for offline use.



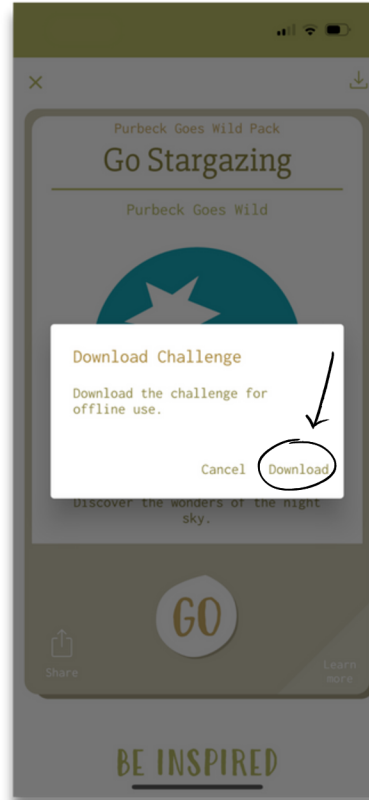
Step 1

Choose your challenge card.




Step 2

Tap the download icon.



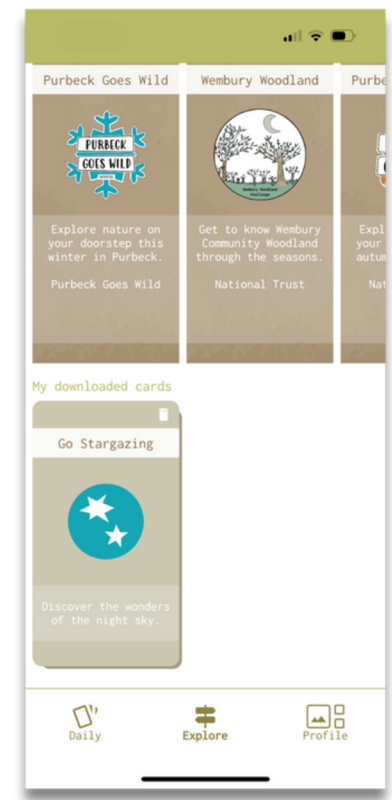
Step 3

Download card for offline use.



Step 4

Check download icon has a tick.



Step 5

Find your card on the explore page.

HOW TO COMPLETE A CHALLENGE WITHOUT SIGNAL

Once you've downloaded all of the cards for offline use, you will be able to access all the challenge card information without signal so that you can enjoy the challenge offline and then upload your photos/videos when back in signal.